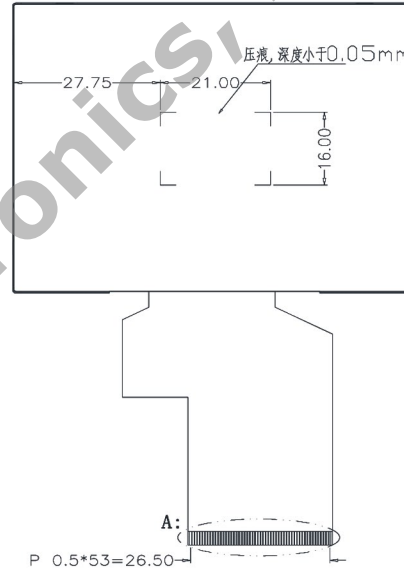
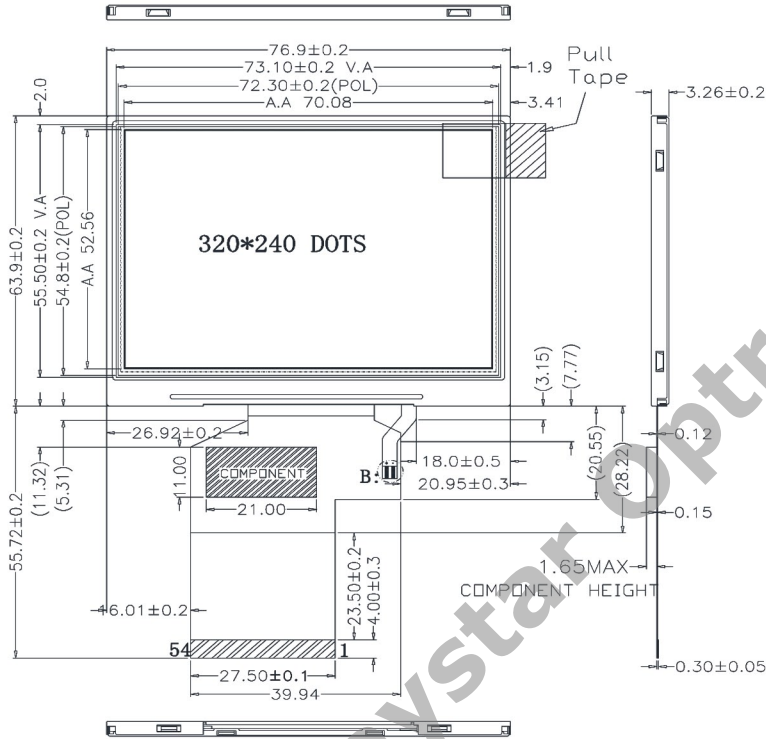
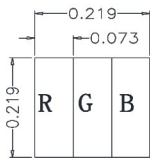


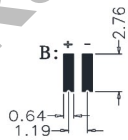
## RFC350L TFT 320x240 dots



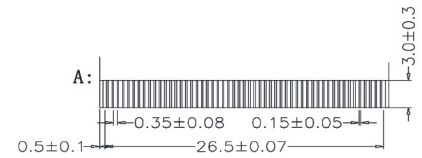
PIN NO.	SYMBOL	PIN NO.	SYMBOL
1	LED-	28	R0
2	LED-	29	R1
3	LED+	30	R2
4	LED+	31	R3
5	NC	32	R4
6	NC	33	R5
7	NC	34	R6
8	/RESET	35	R7
9	SPENA	36	HSYNC
10	SPCLK	37	VSYNC
11	SPDAT	38	DCLK
12	B0	39	NC
13	B1	40	NC
14	B2	41	VCC
15	B3	42	VCC
16	B4	43	NC
17	B5	44	NC
18	B6	45	NC
19	B7	46	NC
20	G0	47	NC
21	G1	48	SEL2
22	G2	49	SEL1
23	G3	50	SELO
24	G4	51	NC
25	G5	52	DE
26	G6	53	DGND
27	G7	54	AVSS



SCALE 1:100



SCALE 1:3



SCALE 1:2